

MELTING POINT: Artisans of Bollinger Atelier

Gallery Guide

Fine art foundry Bollinger Atelier has transformed artists' visions into reality since 1997. Over the past 25 years Bollinger has become a trusted partner for artists in the Valley and worldwide.

The heart of Bollinger Atelier is its roster of highly-trained artisans, nearly all of whom are also working artists. In addition to the advanced technical feats staff complete for clients, they are encouraged to produce their own work. This show represents the breadth and talent of the artisans of Bollinger Atelier.

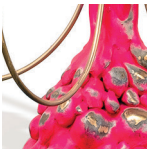


LEARN MORE

Scan the QR code to see photos of the sculptures in this show being made!

FIND IT


Can you find these 8 things in the gallery? Cross them off to get a prize from the front desk!



candle holder



soccer player



blueberry




cowboy



astronaut



hello kitty



coin



ingot

MAKE YOUR OWN


Did you know you can make quick and easy sculptures with aluminum foil? Follow the steps below or scan the QR code for more detailed instructions.

1. Rip off a piece of aluminum foil that's about a foot long.
2. Start gently gathering it into the shape of the thing you want to sculpt. Just make a rough shape first - you can refine it as you go.
3. Attach more pieces of foil by scrunching it together or using hot glue. Continue to compress the foil to finalize the shape.
4. Add details using a small, dull tool like a popsicle stick. You can even burnish your sculpture with a spoon to make a smooth, shiny surface!



TALK ABOUT IT

Think about what makes bronze sculptures different from other artistic mediums like painting or ceramics. Talk about it with someone and try to find 5 ways that bronze is unique - ex. how it's made, how you interact with it, where you find it.



MELTING POINT

Artisans of Bollinger Atelier

On display July 25 - August 20, 2022
Vision Gallery